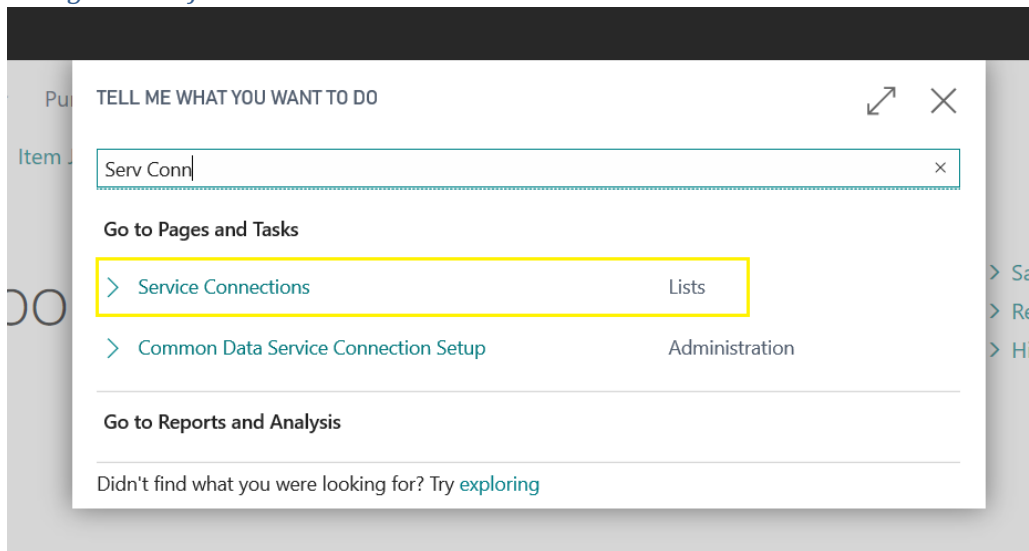


Advania Azure Attachment Storage
Setup and instructions

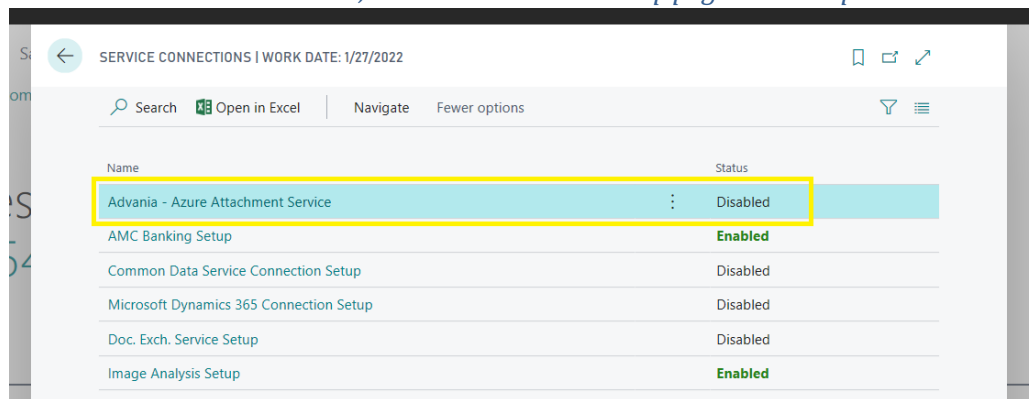
Advania Azure Attachment Storage

1. SETUP

Setup for Advania Azure Attachment Storage extension is available on Service Connections page. On Home Page search for Service Connections.



On the Service Connections list, you can find Advania - Azure Attachment Service. With one click on Advania - Azure Attachment Service, Azure Attachment Setup page will be opened.

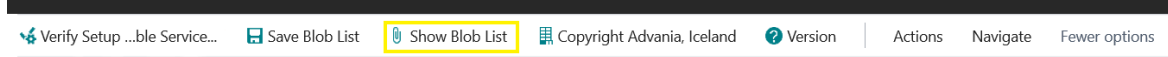


To be able to enable and use Azure Attachment Service you need to have access to Azure Storage and created Blob Container. After you enter Account Name, Account Container and Primary Access Key click on Verify Setup and Enable Service action, with this action if entered information are correct Azure Attachment Service should be enabled.

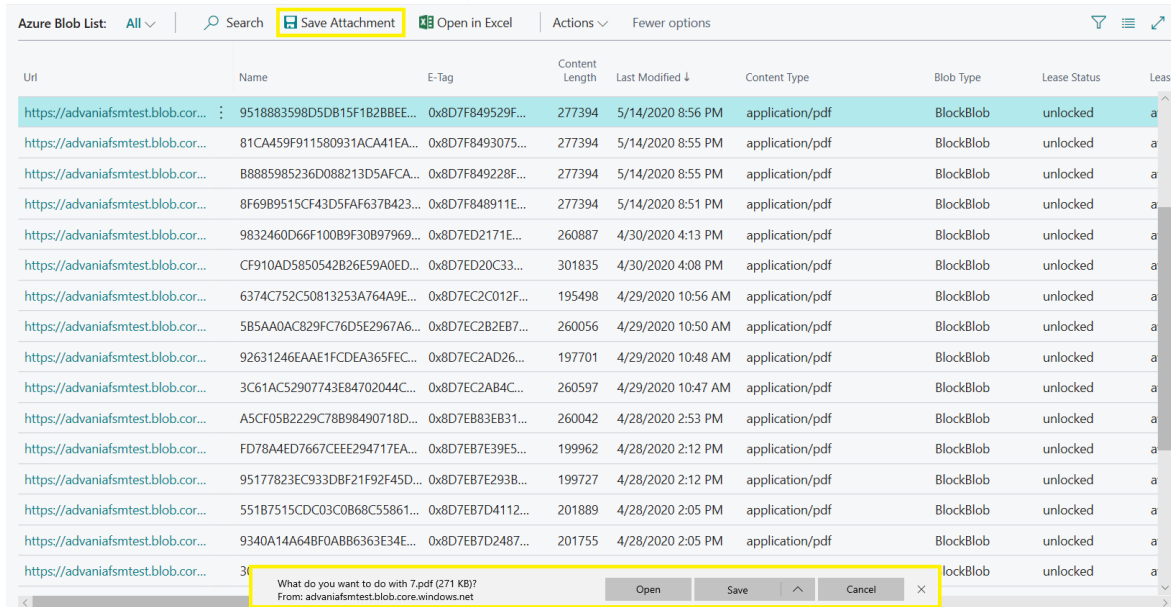
2. USER GUIDE

Check blobs from container

To see list of all existing Blobs from your Container, click on Show Blob List action in the Azure Attachment Setup page. After that Azure Blob List page will be opened.

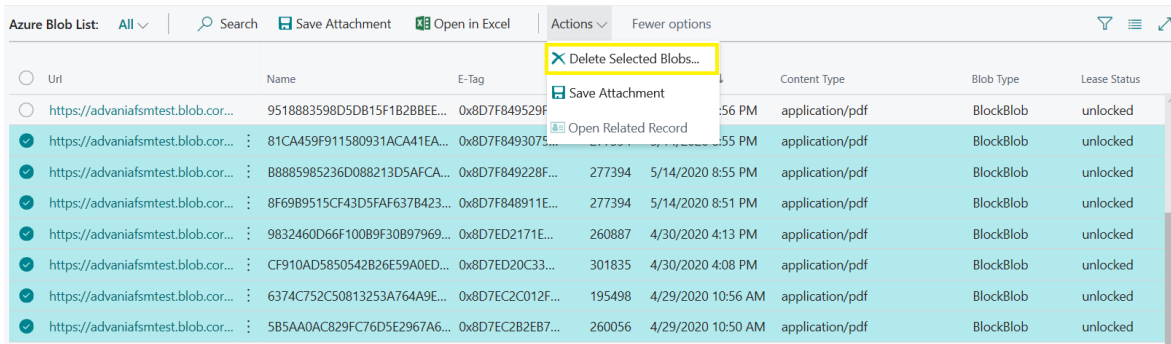


On the Azure Blob List, you can see all details about existing files from your Azure container. If you want to download some file, select that file on the list and click on Save Attachment action.



Uri	Name	E-Tag	Content Length	Last Modified ↓	Content Type	Blob Type	Lease Status	Leas
https://advaniafstest.blob.cor...	9518883598D5DB15F1B2BBEE...	0x8D7F849529F...	277394	5/14/2020 8:56 PM	application/pdf	BlockBlob	unlocked	a
https://advaniafstest.blob.cor...	81CA459F911580931ACA41EA...	0x8D7F8493075...	277394	5/14/2020 8:55 PM	application/pdf	BlockBlob	unlocked	a
https://advaniafstest.blob.cor...	B8885985236D088213D5AFCA...	0x8D7F849228F...	277394	5/14/2020 8:55 PM	application/pdf	BlockBlob	unlocked	a
https://advaniafstest.blob.cor...	8F69B9515CF43D5FAF637B423...	0x8D7F848911E...	277394	5/14/2020 8:51 PM	application/pdf	BlockBlob	unlocked	a
https://advaniafstest.blob.cor...	9832460D66F100B9F30B97969...	0x8D7ED2171E...	260887	4/30/2020 4:13 PM	application/pdf	BlockBlob	unlocked	a
https://advaniafstest.blob.cor...	CF910AD5850542B26E59A0ED...	0x8D7ED20C33...	301835	4/30/2020 4:08 PM	application/pdf	BlockBlob	unlocked	a
https://advaniafstest.blob.cor...	6374C752C50813253A764A9E...	0x8D7EC2C012F...	195498	4/29/2020 10:56 AM	application/pdf	BlockBlob	unlocked	a
https://advaniafstest.blob.cor...	585AA0AC829FC76D5E2967A6...	0x8D7EC2B2EB7...	260056	4/29/2020 10:50 AM	application/pdf	BlockBlob	unlocked	a
https://advaniafstest.blob.cor...	92631246EAAE1FCDEA365FEC...	0x8D7EC2AD26...	197701	4/29/2020 10:48 AM	application/pdf	BlockBlob	unlocked	a
https://advaniafstest.blob.cor...	3C61AC52907743E84702044C...	0x8D7EC2AB4C...	260597	4/29/2020 10:47 AM	application/pdf	BlockBlob	unlocked	a
https://advaniafstest.blob.cor...	A5CF05B2229C78B98490718D...	0x8D7EB83EB31...	260042	4/28/2020 2:53 PM	application/pdf	BlockBlob	unlocked	a
https://advaniafstest.blob.cor...	FD78A4ED7667CEEE294717EA...	0x8D7EB7E39E5...	199962	4/28/2020 2:12 PM	application/pdf	BlockBlob	unlocked	a
https://advaniafstest.blob.cor...	95177823EC933DBF21F92F45D...	0x8D7EB7E293B...	199727	4/28/2020 2:12 PM	application/pdf	BlockBlob	unlocked	a
https://advaniafstest.blob.cor...	55187515CDC03C0B68C55861...	0x8D7EB7D4112...	201889	4/28/2020 2:05 PM	application/pdf	BlockBlob	unlocked	a
https://advaniafstest.blob.cor...	9340A14A64BF0ABB6363E34E...	0x8D7EB7D2487...	201755	4/28/2020 2:05 PM	application/pdf	BlockBlob	unlocked	a
https://advaniafstest.blob.cor...	3...					BlockBlob	unlocked	a

If you want to delete some files, select files on the list and click on Delete Selected Blobs action. This action will delete files from Azure container and related records in local database if they exist.



Uri	Name	E-Tag	Content Type	Blob Type	Lease Status
https://advaniafstest.blob.cor...	9518883598D5DB15F1B2BBEE...	0x8D7F849529F...	application/pdf	BlockBlob	unlocked
https://advaniafstest.blob.cor...	81CA459F911580931ACA41EA...	0x8D7F8493075...	application/pdf	BlockBlob	unlocked
https://advaniafstest.blob.cor...	B8885985236D088213D5AFCA...	0x8D7F849228F...	application/pdf	BlockBlob	unlocked
https://advaniafstest.blob.cor...	8F69B9515CF43D5FAF637B423...	0x8D7F848911E...	application/pdf	BlockBlob	unlocked
https://advaniafstest.blob.cor...	9832460D66F100B9F30B97969...	0x8D7ED2171E...	application/pdf	BlockBlob	unlocked
https://advaniafstest.blob.cor...	CF910AD5850542B26E59A0ED...	0x8D7ED20C33...	application/pdf	BlockBlob	unlocked
https://advaniafstest.blob.cor...	6374C752C50813253A764A9E...	0x8D7EC2C012F...	application/pdf	BlockBlob	unlocked
https://advaniafstest.blob.cor...	585AA0AC829FC76D5E2967A6...	0x8D7EC2B2EB7...	application/pdf	BlockBlob	unlocked

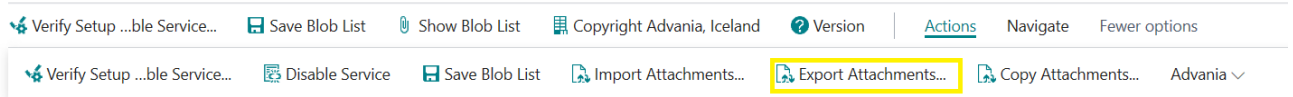
If you want to save Azure Blob list of all attachments in XML format, close Azure Blob List page and click on Save Blob List action from Azure Attachment Setup page. After this XML file with information about files from Azure Storage container will be downloaded.



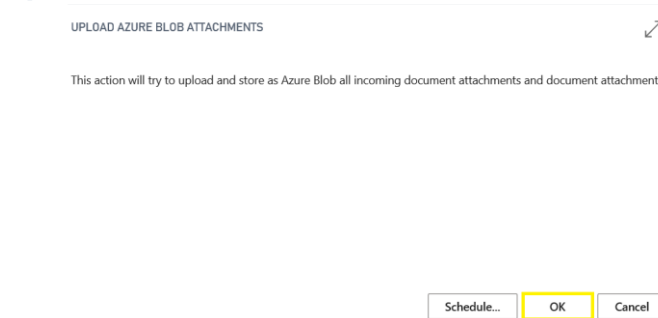
Migrate files between local database and Azure Storage Container

Upload attachments

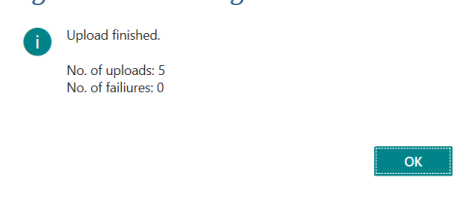
To free space in your local database, you can export all files from Document Attachment table and all images and pdf files from Incoming Document Attachment table to Azure, just click on Export Attachment action from Azure Attachment Setup page. This action will move all data to Azure container and store only URLs of that data in local database.



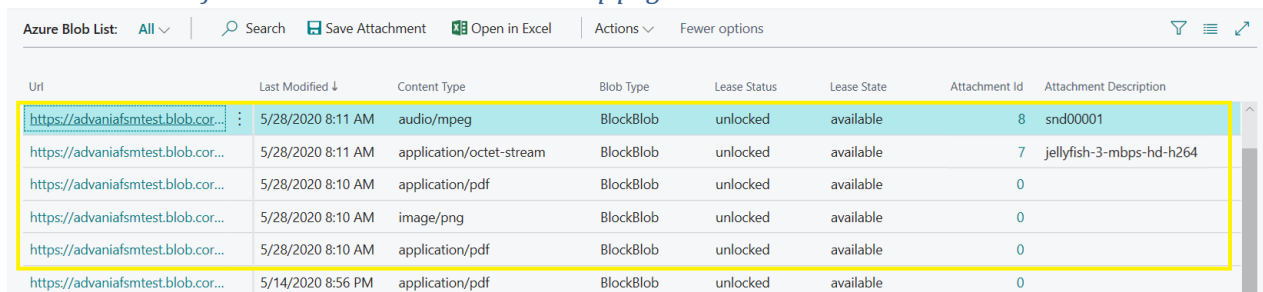
New window will be opened, click on OK.



When upload is finished you will get status message.

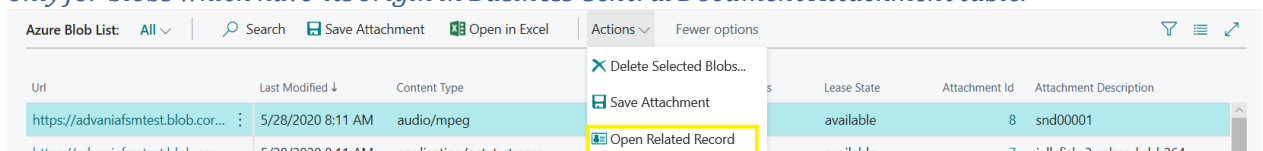


To check uploaded files, click OK on message, and open Azure Blob List page with click on Show Blob List action from the Azure Attachment Setup page.



Url	Last Modified ↓	Content Type	Blob Type	Lease Status	Lease State	Attachment Id	Attachment Description
https://advaniafsmtest.blob.cor...	5/28/2020 8:11 AM	audio/mpeg	BlockBlob	unlocked	available	8	snd00001
https://advaniafsmtest.blob.cor...	5/28/2020 8:11 AM	application/octet-stream	BlockBlob	unlocked	available	7	jellyfish-3-mbps-hd-h264
https://advaniafsmtest.blob.cor...	5/28/2020 8:10 AM	application/pdf	BlockBlob	unlocked	available	0	
https://advaniafsmtest.blob.cor...	5/28/2020 8:10 AM	image/png	BlockBlob	unlocked	available	0	
https://advaniafsmtest.blob.cor...	5/28/2020 8:10 AM	application/pdf	BlockBlob	unlocked	available	0	
https://advaniafsmtest.blob.cor...	5/14/2020 8:56 PM	application/pdf	BlockBlob	unlocked	available	0	

To open related record, select file from list and click on Open Related Record action. This action will open Document page or card for master data depending on related record. This action is enabled only for blobs which have its origin in Business Central Document Attachment table.




Copy Attachments

To make copies of all attachments from your database that are stored in Azure container click on Copy Attachments action from Azure Attachment Setup page. This action will create copies of all your files from Azure container and store new URLs to that files in local database.



Confirmation message will be opened, click on Yes.

 This action will copy all available document attachments and incoming document attachments to the configured Azure Blob storage and update the links accordingly. Continue ?



After process is finished you can check if copies are created, open Azure Blob List page with click on Show Blob List action from the Azure Attachment Setup page.

Azure Blob List: All | Search | Save Attachment | Open in Excel | Actions | Fewer options

Uri	Last Modified ↓	Content Type	Blob Type	Lease Status	Lease State	Attachment Id	Attachment Description
https://advaniafstest.blob.cor...	5/28/2020 8:50 AM	application/pdf	BlockBlob	unlocked	available	0	
https://advaniafstest.blob.cor...	5/28/2020 8:50 AM	image/png	BlockBlob	unlocked	available	0	
https://advaniafstest.blob.cor...	5/28/2020 8:49 AM	application/pdf	BlockBlob	unlocked	available	0	
https://advaniafstest.blob.cor...	5/28/2020 8:49 AM	audio/mpeg	BlockBlob	unlocked	available	8	snd00001
https://advaniafstest.blob.cor...	5/28/2020 8:48 AM	application/octet-stream	BlockBlob	unlocked	available	7	jellyfish-3-mbps-hd-h264
https://advaniafstest.blob.cor...	5/28/2020 8:11 AM	audio/mpeg	BlockBlob	unlocked	available	0	
https://advaniafstest.blob.cor...	5/28/2020 8:11 AM	application/octet-stream	BlockBlob	unlocked	available	0	
https://advaniafstest.blob.cor...	5/28/2020 8:10 AM	application/pdf	BlockBlob	unlocked	available	0	
https://advaniafstest.blob.cor...	5/28/2020 8:10 AM	image/png	BlockBlob	unlocked	available	0	
https://advaniafstest.blob.cor...	5/28/2020 8:10 AM	application/pdf	BlockBlob	unlocked	available	0	

If you want, you can delete old files and other blobs from container, select all files that you want to delete and click on Delete Selected Blobs action.

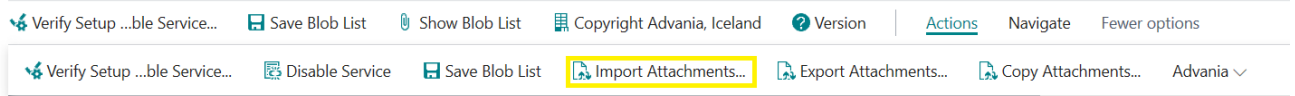
Azure Blob List: All | Search | Save Attachment | Open in Excel | Actions | Fewer options

Uri	Last Modified ↓	Content Type	Blob Type	Lease Status	Lease State	Attachment Id	Attachment Description
<input type="radio"/> https://advaniafstest.blob.cor...	5/28/2020 8:50 AM	application/pdf	BlockBlob	unlocked	available	0	
<input type="radio"/> https://advaniafstest.blob.cor...	5/28/2020 8:50 AM	image/png	BlockBlob	unlocked	available	0	
<input type="radio"/> https://advaniafstest.blob.cor...	5/28/2020 8:49 AM	application/pdf	BlockBlob	unlocked	available	0	
<input type="radio"/> https://advaniafstest.blob.cor...	5/28/2020 8:49 AM	audio/mpeg	BlockBlob	unlocked	available	8	snd00001
<input type="radio"/> https://advaniafstest.blob.cor...	5/28/2020 8:48 AM	application/octet-stream	BlockBlob	unlocked	available	7	jellyfish-3-mbps-hd-h264
<input checked="" type="checkbox"/> https://advaniafstest.blob.cor...	5/28/2020 8:11 AM	audio/mpeg	BlockBlob	unlocked	available	0	
<input checked="" type="checkbox"/> https://advaniafstest.blob.cor...	5/28/2020 8:11 AM	application/octet-stream	BlockBlob	unlocked	available	0	
<input checked="" type="checkbox"/> https://advaniafstest.blob.cor...	5/28/2020 8:10 AM	application/pdf	BlockBlob	unlocked	available	0	
<input checked="" type="checkbox"/> https://advaniafstest.blob.cor...	5/28/2020 8:10 AM	image/png	BlockBlob	unlocked	available	0	
<input checked="" type="checkbox"/> https://advaniafstest.blob.cor...	5/28/2020 8:10 AM	application/pdf	BlockBlob	unlocked	available	0	
<input checked="" type="checkbox"/> https://advaniafstest.blob.cor...	5/14/2020 8:56 PM	application/pdf	BlockBlob	unlocked	available	0	

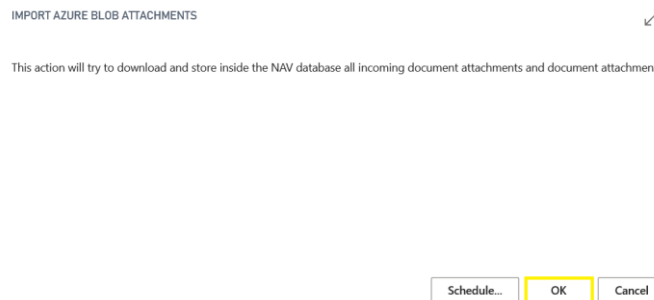
Actions menu: Delete Selected Blobs... (highlighted), Save Attachment, Open Related Record

Import Attachments

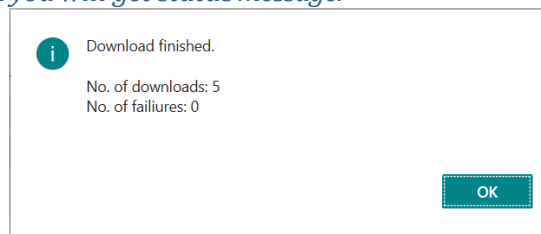
To download all attachments from Azure container that have its origin in Business Central, click on Import Attachments action from Azure Attachment Setup page. This action will download all files from Azure container to local database, remove links in local database to files from Azure and should delete blobs from Azure.



New window will be opened, click on OK

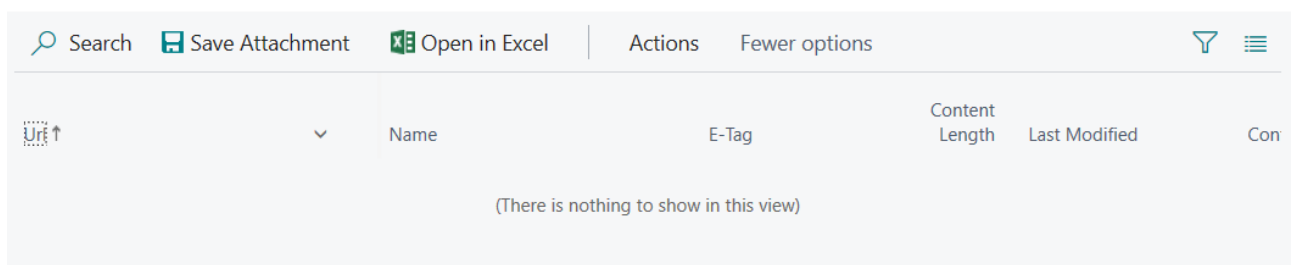


When download is finished you will get status message.



After process is finished you can check if files are deleted from Azure container, click on OK from message and open Azure Blob List page with click on Show Blob List action from the Azure Blob Setup page.

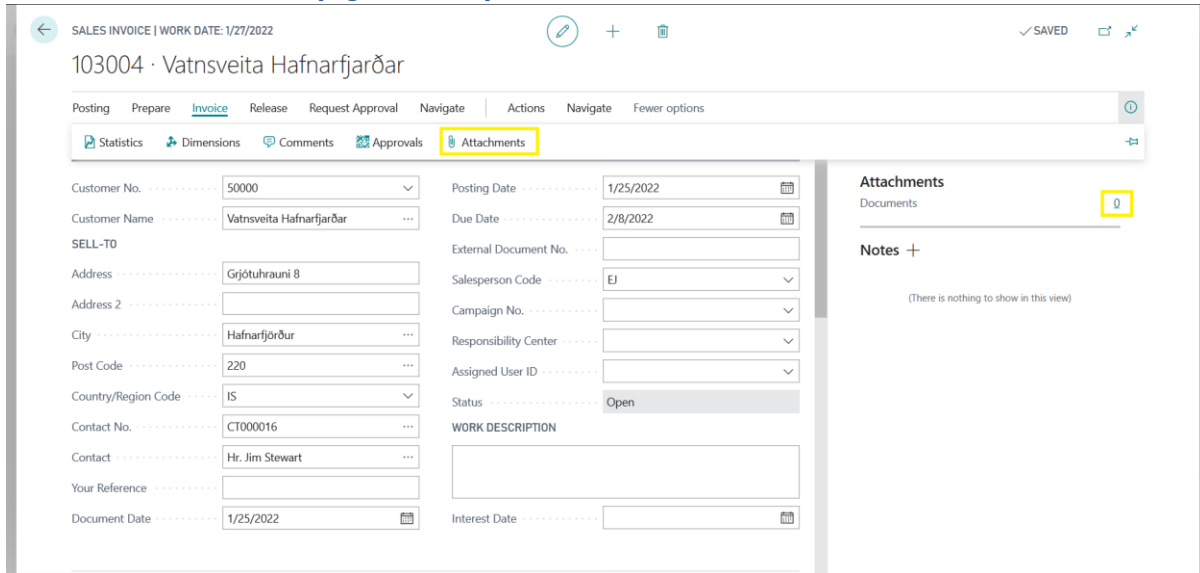
AZURE BLOB LIST | WORK DATE: 1/27/2022



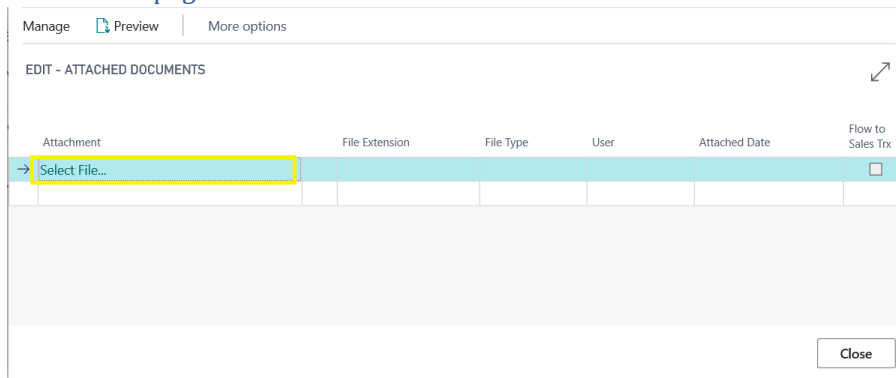
Add New Attachments

When you add new *Document Attachment* or *Incoming Document Attachment* you will be asked if you want to store new attachment in Azure Container.

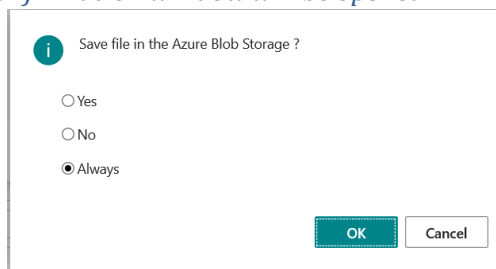
Open some Sales Invoice and when you click on Attachments action or on Attachments from Fact box. Attached Documents page will be opened.



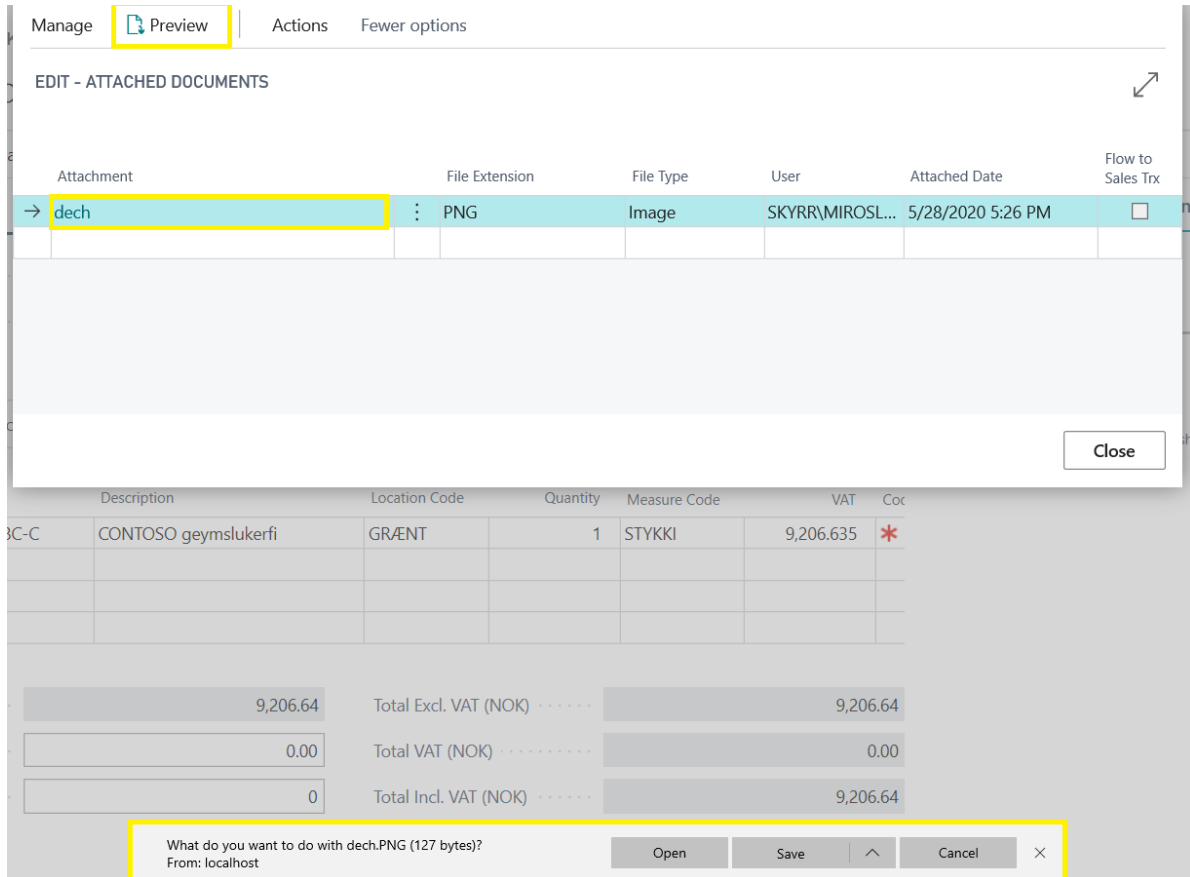
On Attached Documents page click on Select File...



After you choose some file, confirmation window will be opened.



If your answer was Yes or Always file will be saved in Azure Container instead in local database, in local database will be stored only URL of Azure file. If you want to open the file you can click on name of file or Preview action on Attached Documents page and the file will be downloaded from Azure container.



The screenshot shows a software interface with a table of attached documents. The first row is highlighted in yellow and contains the following data:

Attachment	File Extension	File Type	User	Attached Date	Flow to Sales Trx
→ dech	: PNG	Image	SKYRR\MIROSL...	5/28/2020 5:26 PM	<input type="checkbox"/>

Below the table is a VAT summary section with the following data:

Description	Location Code	Quantity	Measure Code	VAT	Coc
B-C-C	CONTOSO geymslukerfi	GRÆNT	1	STYKKI	9,206.635 *
		9,206.64	Total Excl. VAT (NOK)	9,206.64	
		0.00	Total VAT (NOK)	0.00	
		0	Total Incl. VAT (NOK)	9,206.64	

At the bottom of the screenshot, a dialog box is open with the text: "What do you want to do with dech.PNG (127 bytes)? From: localhost". The dialog box has buttons for "Open", "Save", and "Cancel".

If you delete Attachment which is stored in Azure container, related file from Azure Container will be deleted too.