


Advania API
Setup and instructions

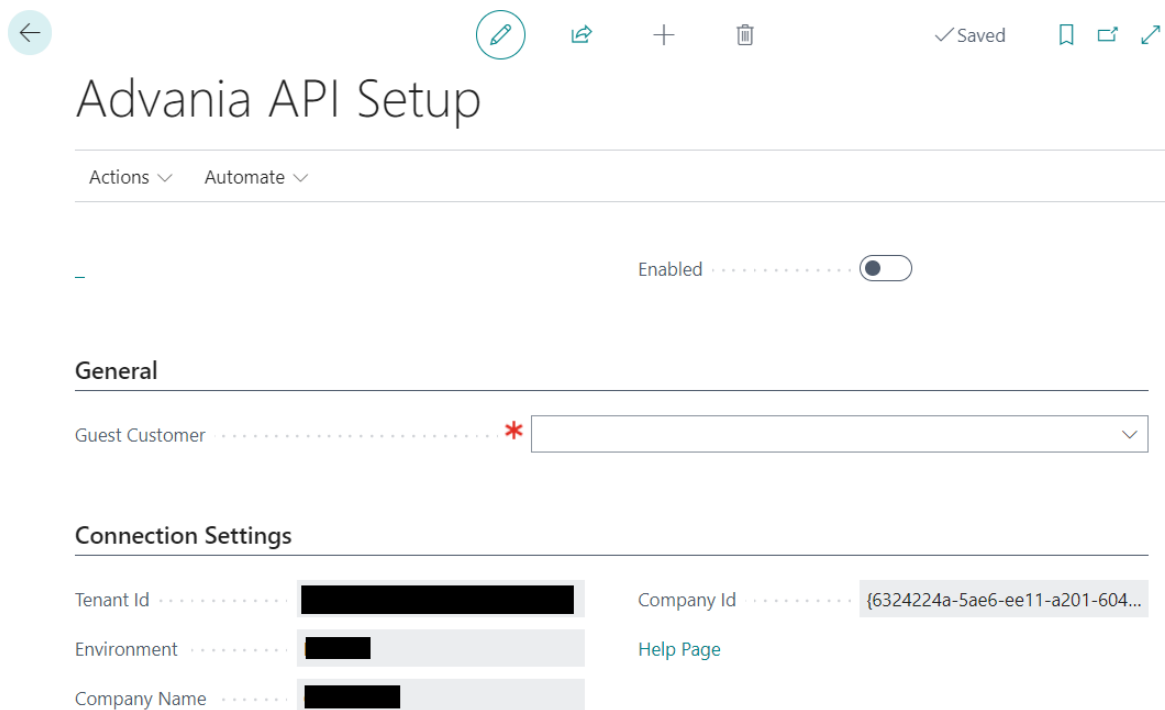
Advania API

1. SETUP

Advania API Setup can be accessed from the search:



Advania API Setup page will open:



In General tab we can find fields:

- **Guest Customer:** Customer used for sales orders if the customer is empty from web store and customer used to calculate price and discount

In Connection Settings tab we can find fields that need to be used to create the API URL for the third party that is connecting to BC.

Items

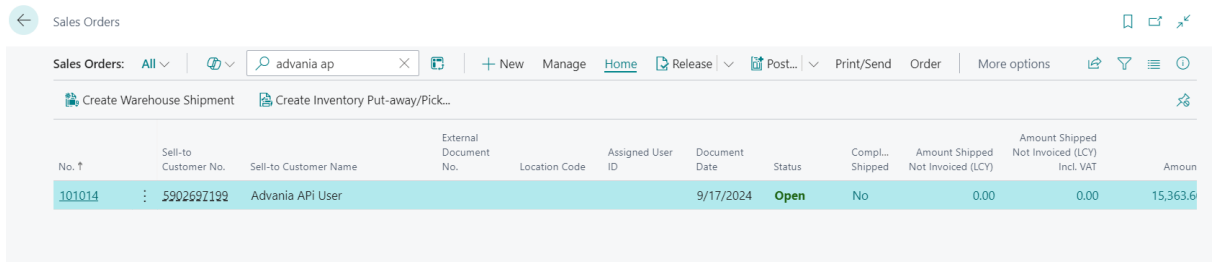
On the Item card under the tab Advania API we have two new fields „Show in webstore“ and „Special order item“



Both fields are returned in the endpoint for items. They don't have any functionality in BC and are only used on the web store side.

2. INSTRUCTIONS

When a webstore/integrator is successfully connected to BC via Advania API, all sales will be listed in the Sales Orders page.



No. ↑	Sell-to Customer No.	Sell-to Customer Name	External Document No.	Location Code	Assigned User ID	Document Date	Status	Compl... Shipped	Amount Shipped Not Invoiced (LCY)	Amount Shipped Not Invoiced (LCY) Incl. VAT	Amount
101014	5902697199	Advania API User				9/17/2024	Open	No	0.00	0.00	15,363.6