



**Advania Item Sales Discount**  
Setup and instructions

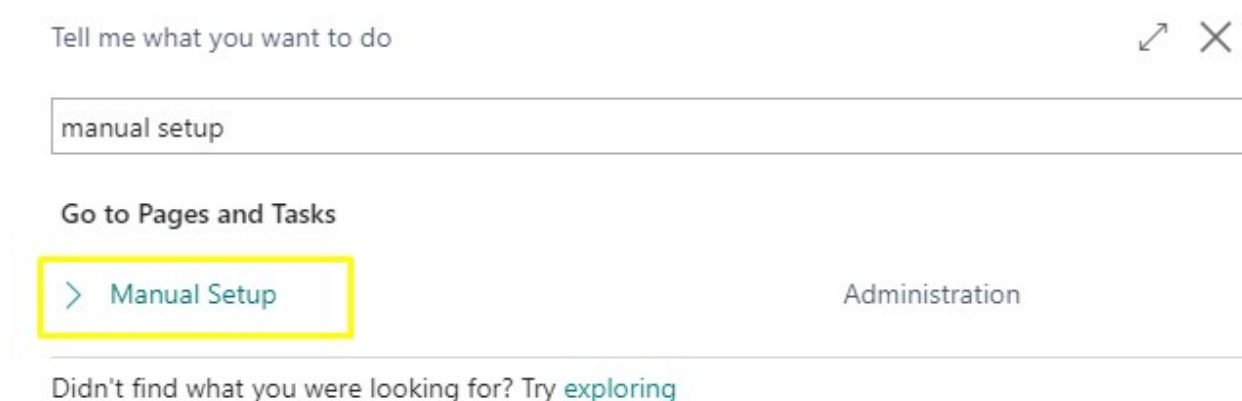
# Advania Item Sales Discount

## 1. SETUP & INSTRUCTIONS

The system offers the possibility of varied product and customer discounts in addition to what the standard offers.

With this solution you can give a discount on a single product number, product category, customer or customer category, or customer price category. Different discounts can be set per customer after being sent to locations, and validity of the discount can be set. It is also possible to set a limit on discounts which are manually set by users in sales documents, items and resources.

1. To be able to use the solution, first we need to enable setup. Go to search and look for Manual Setup Page



After the page is open, look for **Advania – Customer/Item Discount** and open manual setup

Activities		Base Application
Advania - Bank Account Service Setup		Advania Banking Services
Advania - Claim Payment Setup		Advania Banking Services
Advania - Credit Card Collections		Advania Banking Credit Card Collections
→ Advania - Customer/Item Discount	⋮	Advania Item Sales Discount
Advania - Online Banking Setup	✎ Open Manual Setup	Advania Banking Services
Advania - Payments		Advania Banking Payments
Advania - Payroll	🗲 Select More	Advania Payroll
Advania - Power User Tools		Advania Power User Tools
Advania - Purchase Addons		Advania Purchase Addons
Analysis by Dimensions		Base Application
Bank Account Posting Groups		Base Application

When the page is open click on **Enabled** to enable the solution.

← [edit] + [trash] ✓ Saved [share] [refresh]

## Cust/Item Discount Setup

Discounts Users Limitation Copyright Advania, Iceland | Actions Fewer options

**General**

Enabled  Service Handling Cod... 10017208

Sales Handling Codeu... 10017209

2. To set up discounts on setup page look for **Discounts** action

← [edit] + [trash] ✓ Saved [share] [refresh]

## Cust/Item Discount Setup

Discounts Users Limitation Copyright Advania, Iceland | Actions Fewer options

**General**

Enabled  Service Handling Cod... 10017208

Sales Handling Codeu... 10017209 You must disable the service before you can make changes.

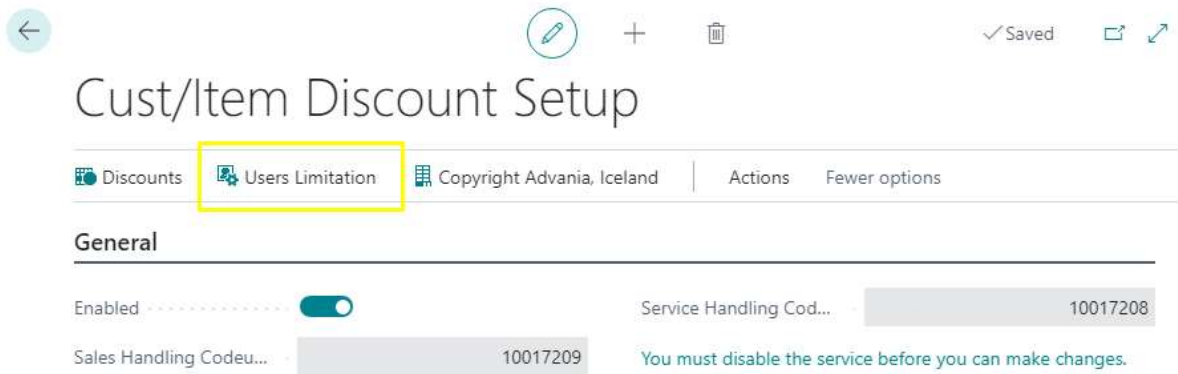
This action will open Cust/Item Discount page, and you can set up discount for specific customer or item, you can setup price group, discount group, item category code, date range of discount validity, and percentage of line discount.

← Cust/Item Discount Lines | Work Date: 5/1/2020 ✓ Saved [share] [refresh]

Search + New Edit List Delete Open in Excel More options [filter] [menu]

Customer No.	Description	Valid From	Valid Until	Allow Invo... Disc.	Allow Line Disc.	Line Discount %
→ C00010	ATHENS-skrifborð	1/11/2020	1/11/2021	<input checked="" type="checkbox"/>	<input checked="" type="checkbox"/>	20

3. To add additional limitation on user discounts go to **Users Limitation** action in setup page.



← [edit icon] + [trash icon] ✓ Saved [share icon] [refresh icon]

## Cust/Item Discount Setup

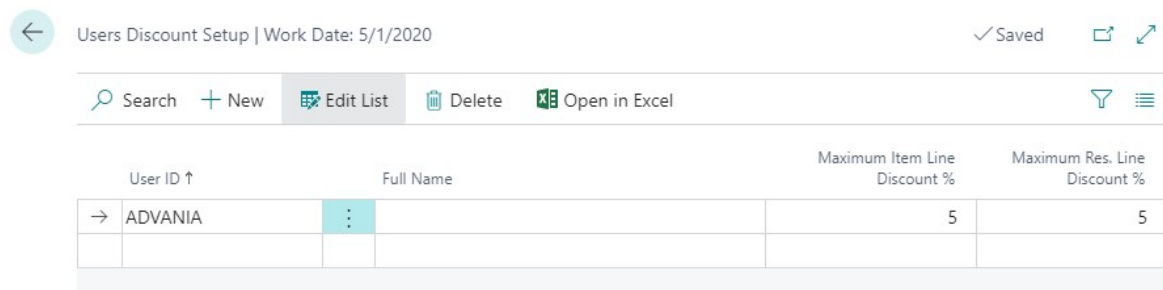
Discounts **Users Limitation** Copyright Advania, Iceland | Actions Fewer options

### General

Enabled  Service Handling Cod... 10017208

Sales Handling Codeu... 10017209 You must disable the service before you can make changes.

Users Discount Setup page will be opened, and you can set up maximum possible percentage for item line discount and resource line discount per user.



← Users Discount Setup | Work Date: 5/1/2020 ✓ Saved [share icon] [refresh icon]

Search + New Edit List Delete Open in Excel [filter icon] [list icon]

User ID ↑	Full Name	Maximum Item Line Discount %	Maximum Res. Line Discount %
→ ADVANIA	⋮	5	5